



DSS PCMH Program Quality Measure Performance

Quarterly Status Update

Care Management Committee Meeting

October 8, 2025



Pediatric PCMH Quality Measures

*HEDIS® MY 2025**

1. **Child and Adolescent Well-Care Visits (WCV)** - The percentage of members 3–21 years of age who had at least one comprehensive well-care visit with a PCP or an OB/GYN practitioner during the measurement year
2. **Immunizations for Adolescents – Combo 2 (IMA-E)** - The percentage of adolescents 13 years of age who had one dose of meningococcal vaccine, one tetanus, diphtheria toxoids and acellular pertussis (Tdap) vaccine, and have completed the human papillomavirus (HPV) vaccine series by their 13th birthday. The measure calculates a rate for each vaccine and two combination rates
3. **Lead Screening in Children (LSC)** - The percentage of children 2 years of age who had one or more capillary or venous lead blood test for lead poisoning by their second birthday



Pediatric PCMH Quality Measures

CUSTOM

4. **Asthma Emergency** - Percentage of members 2-20 years of age diagnosed with asthma during the measurement year with one or more asthma-related emergency room (ER) visits
5. **Behavioral Health Screening (Ages 1-18)** - The percentage of members 1-18 years of age who received an annual behavioral health screen within the 12 months prior to their birthday
6. **Developmental Screening in the First Three Years of Life (DEV-CH)** - The percentage of members screened for risk of developmental, behavioral, and social delays using a standardized screening tool in the 12 months preceding their first, second, or third birthday



Adult PCMH Quality Measures

*HEDIS® MY 2025**

1. **Breast Cancer Screening (BCS-E)** - The percentage of members 50–74 years of age who were recommended for routine breast cancer screening and had a mammogram to screen for breast cancer
2. **Chlamydia Screening (CHL)** - The percentage of members 16–24 years of age who were recommended for routine chlamydia screening, were identified as sexually active and had at least one test for chlamydia during the measurement year
3. **Kidney Health Evaluation for Patients with Diabetes (KED)**
- The percentage of members 18–85 years of age with diabetes (types 1 and 2) who received a kidney health evaluation, defined by an estimated glomerular filtration rate (eGFR) *and* a urine albumin-creatinine ratio (uACR), during the measurement year



Adult PCMH Quality Measures

*HEDIS® MY 2025**

4. **Use of Imaging Studies for Low Back Pain (LBP)** - The percentage of members 18-75 years of age with a principal diagnosis of low back pain who did not have an imaging study (plain X-ray, MRI, CT scan) within 28 days of the diagnosis

CUSTOM

5. **Post-Admission Follow-up Within Seven Days of an Inpatient Discharge** - Percentage of inpatient medical or behavioral health admissions for members 21-75 years of age with a claim for post-admission follow-up with a physician, PA, or APRN within seven days of the inpatient discharge. Medical admissions are defined as all admissions that are not maternity, or surgery related



PCMH Challenge Pool Measures

Pediatric

1. **Behavioral Health Screening (Ages 1-18))** – The percentage of members 1-18 years of age who received an annual behavioral health screen within the 12 months prior to their birthday

Adult

1. **HEDIS® MY 2025 Eye Exam for Patients with Diabetes (EED)*** – The percentage of members 18–75 years of age with diabetes (types 1 and 2) who had a retinal eye exam

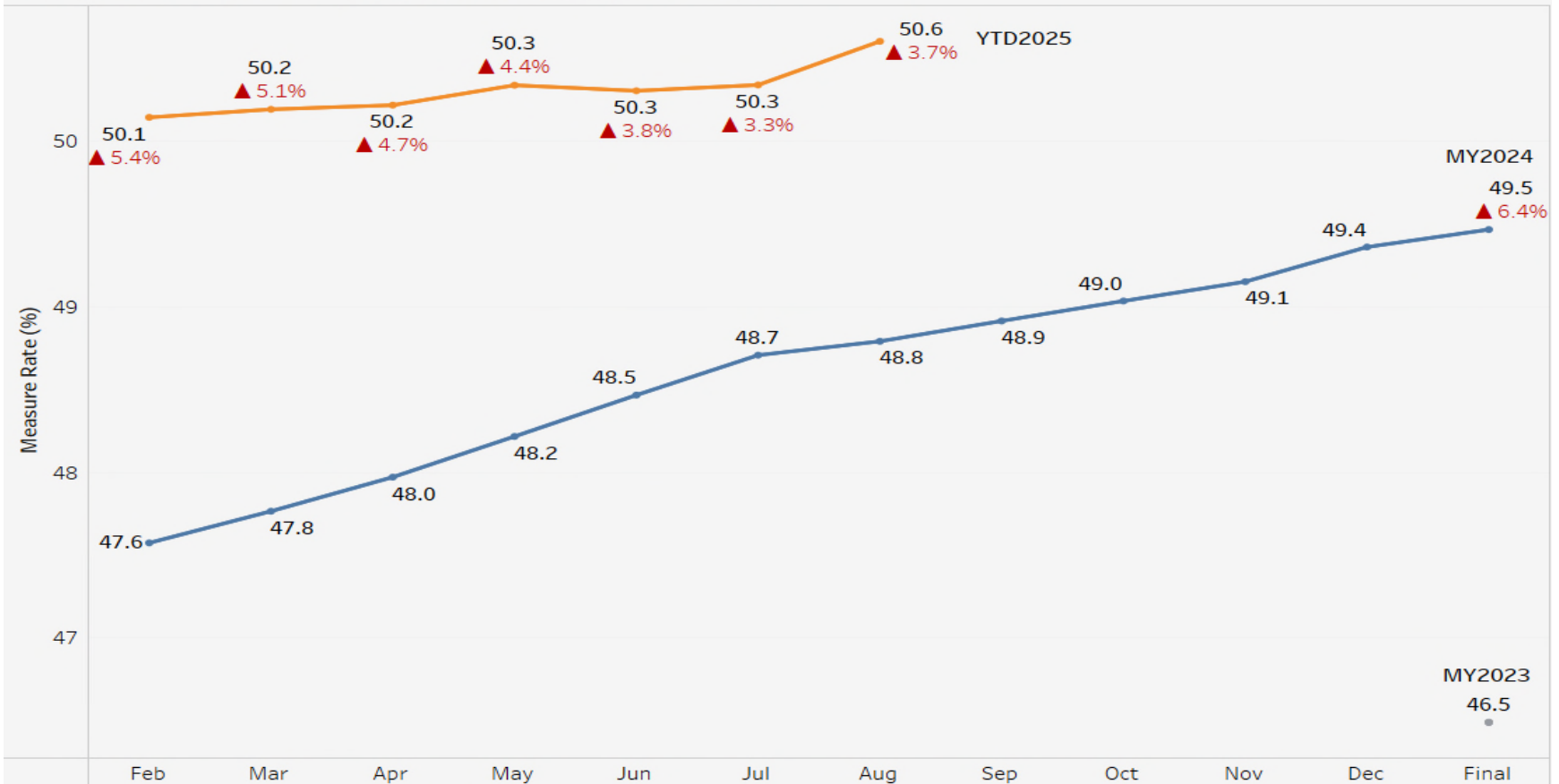


MY 2024 and Preliminary, Non-reportable MY 2025 (as of 8/31/25)

PCMH QUALITY MEASURE PERFORMANCE

Behavioral Health Screening

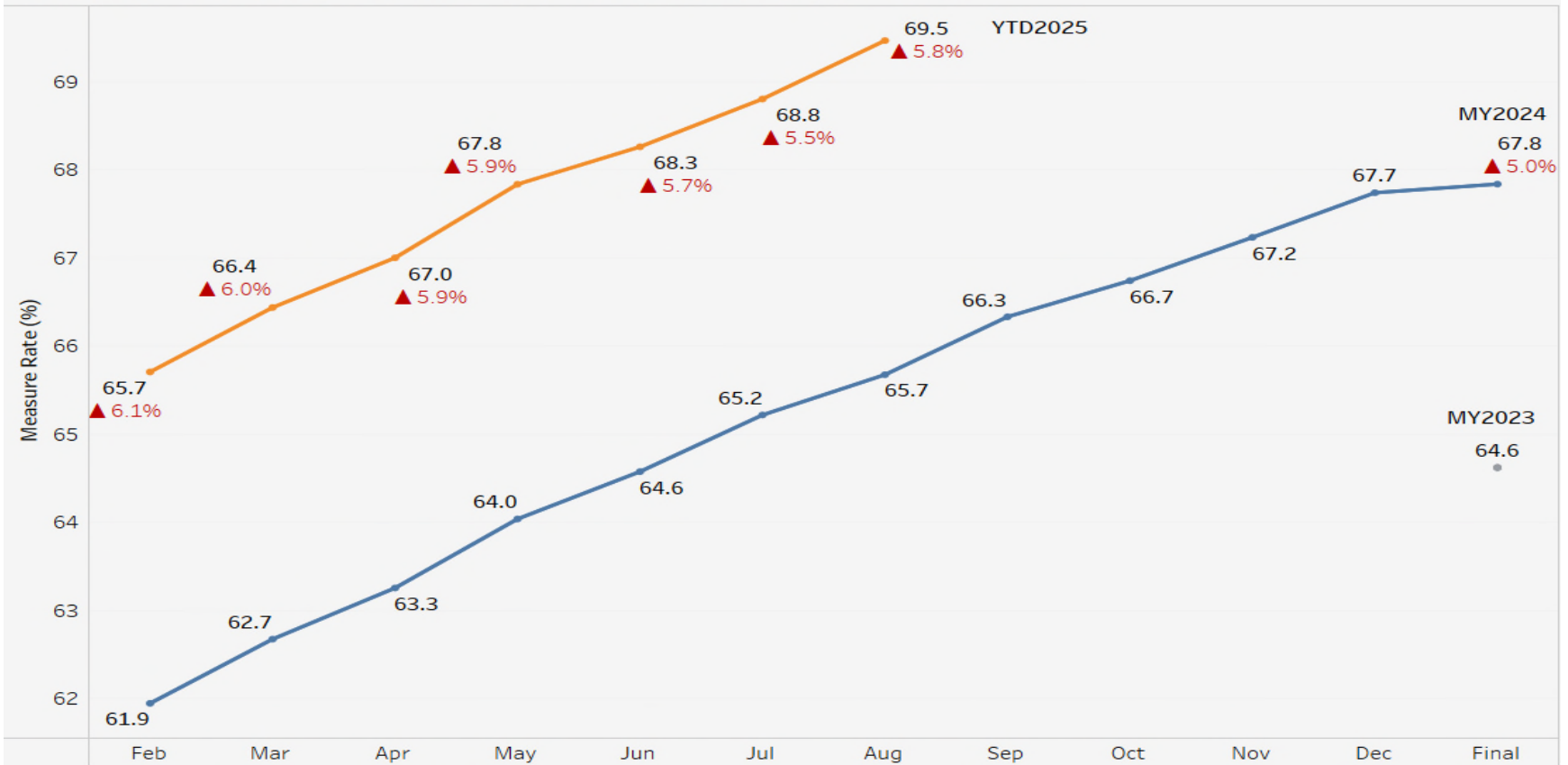
Behavioral Health Screening (Ages 1-18) Monthly Rate Trend



* The red number accompanied by an up/down indicator shows the percentage change compared to the same month in the previous year.

Developmental Screening

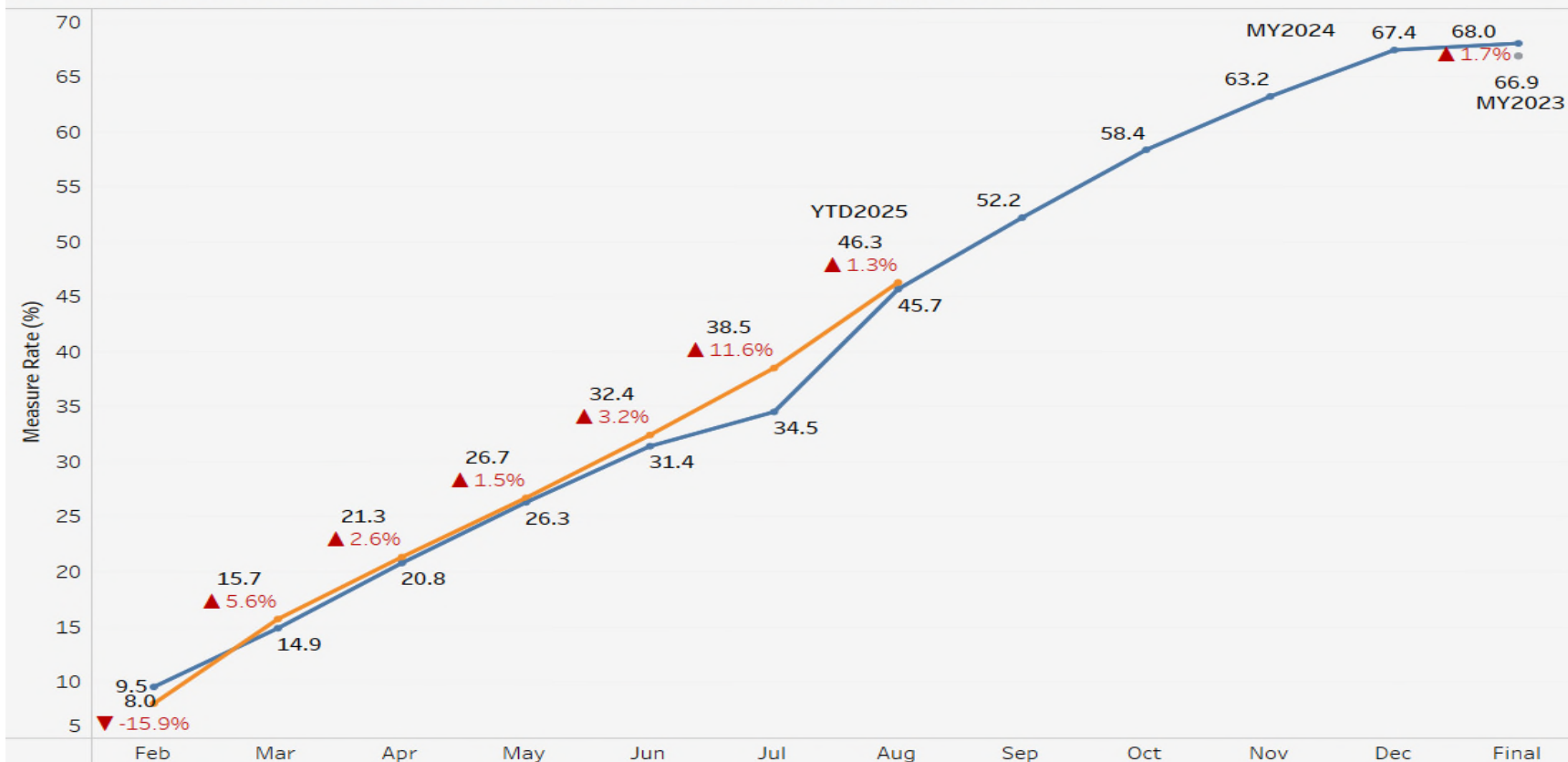
Developmental Screening in the First Three Years of Life Monthly Rate Trend



* The red number accompanied by an up/down indicator shows the percentage change compared to the same month in the previous year.

Child and Adolescent Well-Care Visits

Child and Adolescent Well-Care Visits Total (HEDIS® MY2024) Monthly Rate Trend

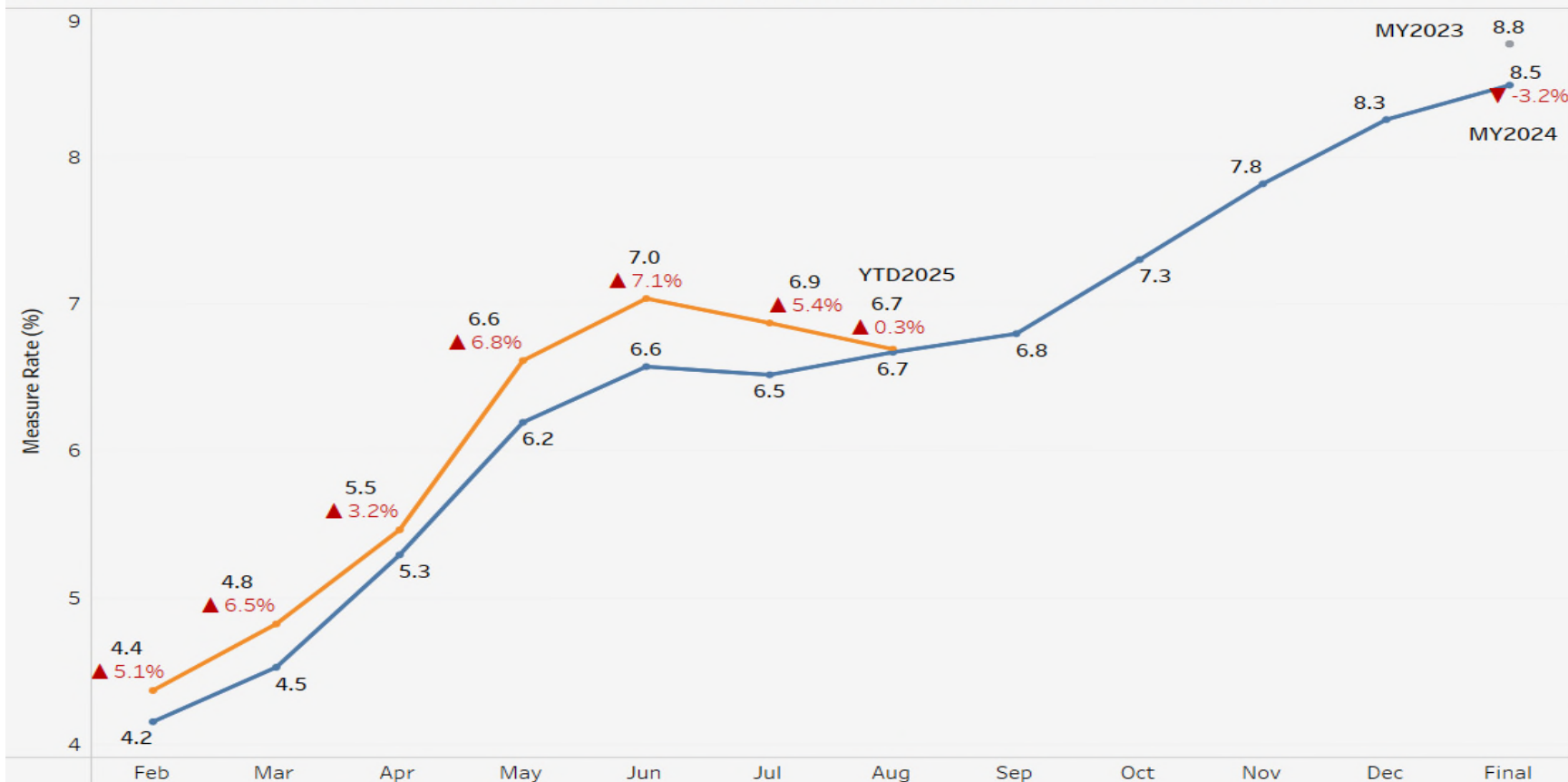


* The red number accompanied by an up/down indicator shows the percentage change compared to the same month in the previous year.

NOTE: Only Admin rates are presented in this dashboard. The 2025 measure rates presented are considered preliminary and are non-reportable. The HEDIS™ 2025 measures will be finalized once audited and designated reportable by an NCQA certified auditor in 2026. The Healthcare Effectiveness Data and Information Set (HEDIS™) is a registered trademark of NCQA.

Asthma Patients with One or More Asthma-Related ED Visits

Asthma Patients with One or More Asthma-Related Emergency Room Visits (Ages 2-20) Monthly Rate Trend

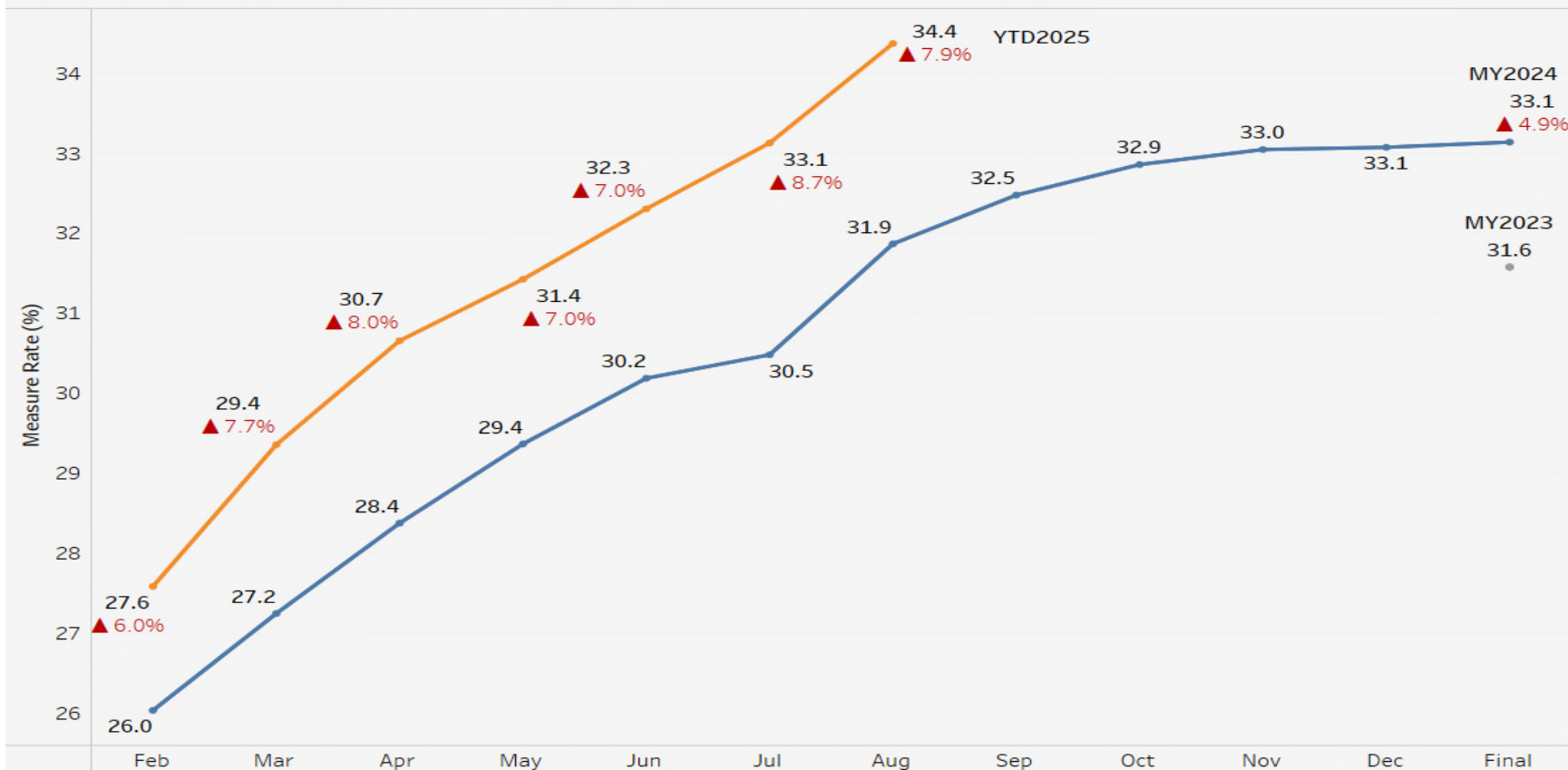


* The red number accompanied by an up/down indicator shows the percentage change compared to the same month in the previous year.

NOTE: Only Admin rates are presented in this dashboard. The 2025 measure rates presented are considered preliminary and are non-reportable. The HEDISTM 2025 measures will be finalized once audited and designated reportable by an NCQA certified auditor in 2026. The Healthcare Effectiveness Data and Information Set (HEDISTM) is a registered trademark of NCQA.

Immunizations for Adolescents – Combo 2

Immunizations for Adolescents - Combo 2 (HEDIS® MY2024) Monthly Rate Trend

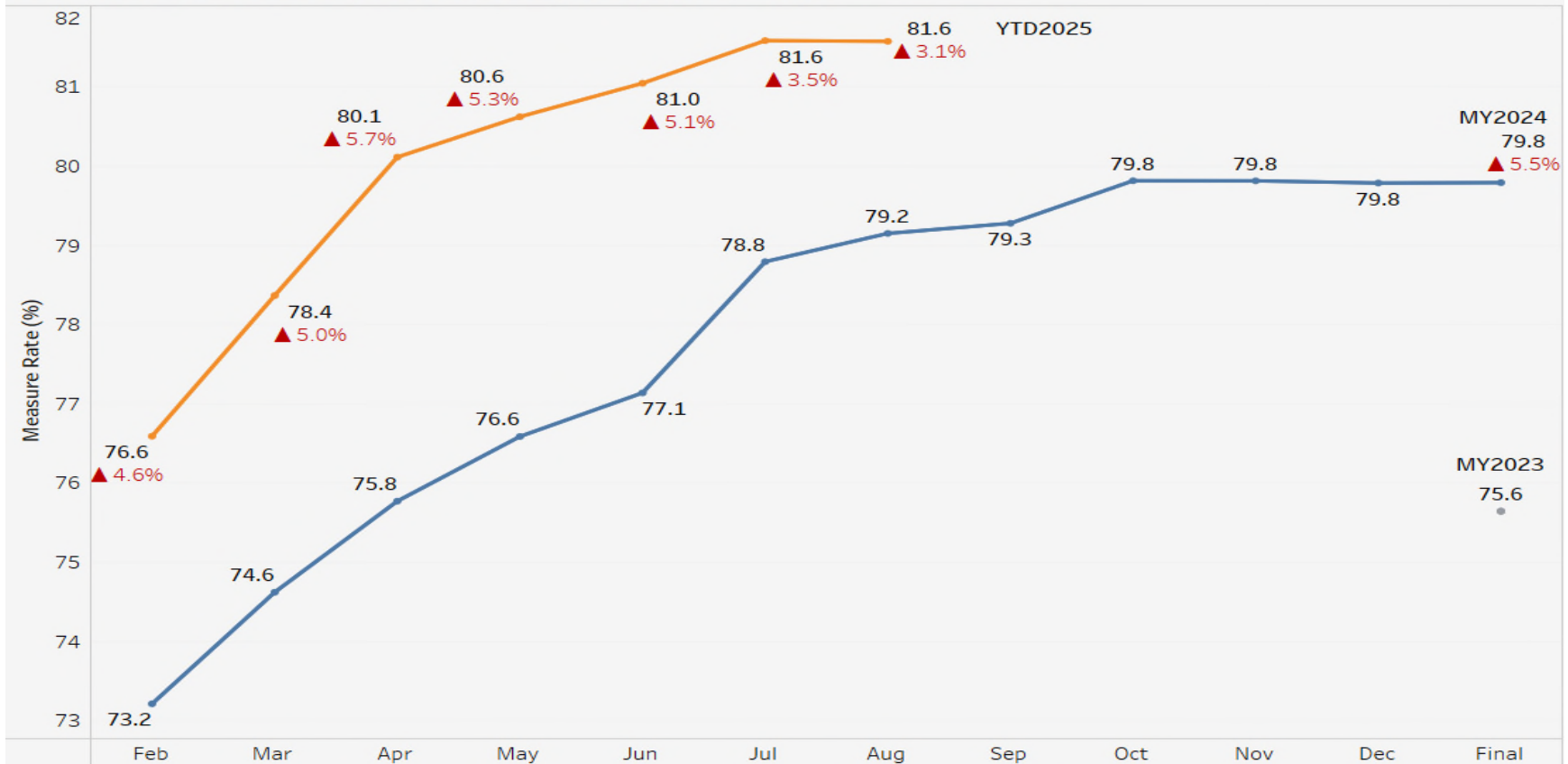


* The red number accompanied by an up/down indicator shows the percentage change compared to the same month in the previous year.

NOTE: Only Admin rates are presented in this dashboard. The 2025 measure rates presented are considered preliminary and are non-reportable. The HEDIS™ 2025 measures will be finalized once audited and designated reportable by an NCQA certified auditor in 2026. The Healthcare Effectiveness Data and Information Set (HEDIS™) is a registered trademark of NCQA.

Lead Screening in Children

Lead Screening in Children (HEDIS® MY2024) Monthly Rate Trend

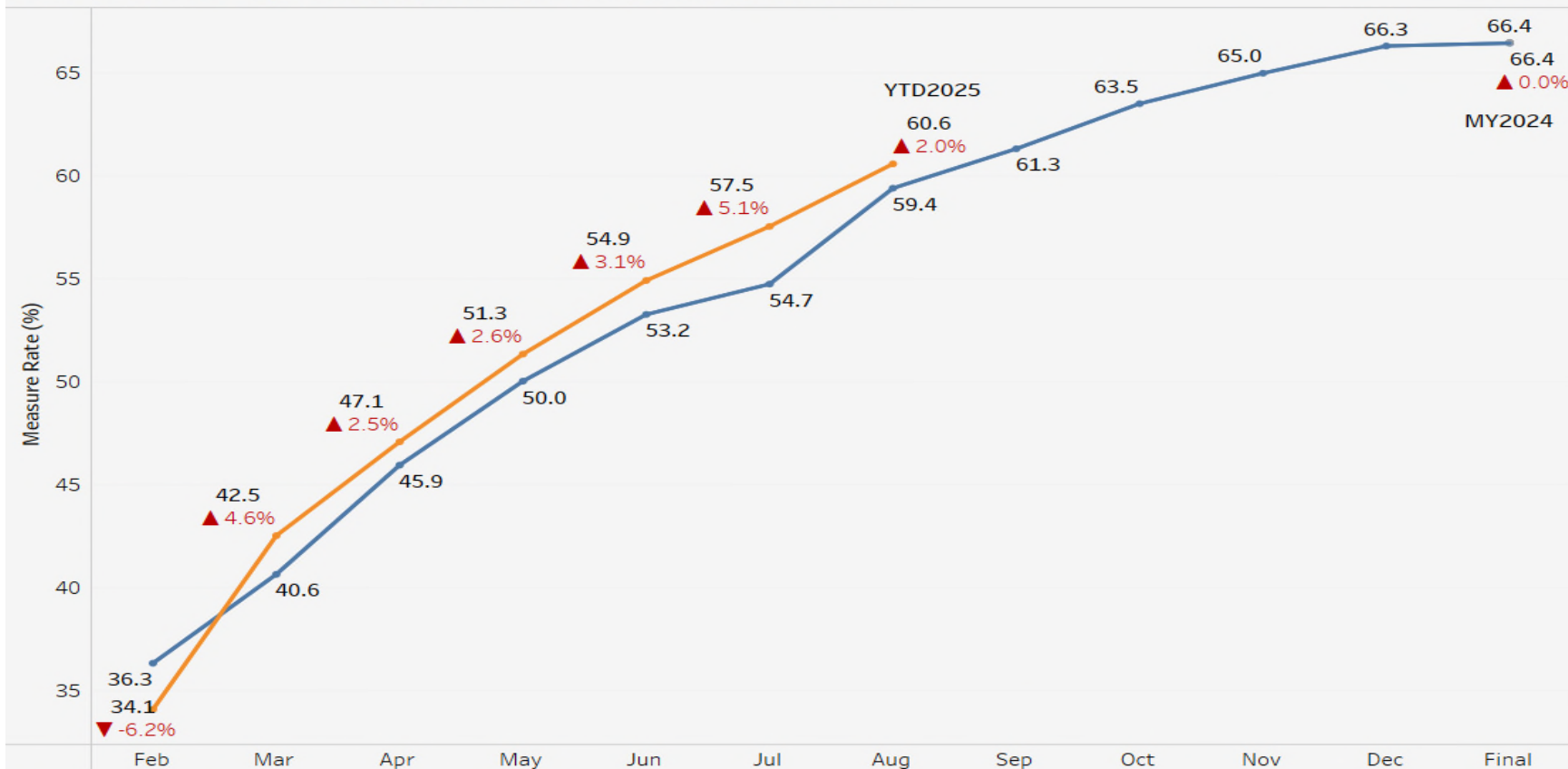


* The red number accompanied by an up/down indicator shows the percentage change compared to the same month in the previous year.

NOTE: Only Admin rates are presented in this dashboard. The 2025 measure rates presented are considered preliminary and are non-reportable. The HEDIS™ 2025 measures will be finalized once audited and designated reportable by an NCQA certified auditor in 2026. The Healthcare Effectiveness Data and Information Set (HEDIS™) is a registered trademark of NCQA.

Chlamydia Screening in Women

Chlamydia Screening in Women (HEDIS® MY2024) Monthly Rate Trend

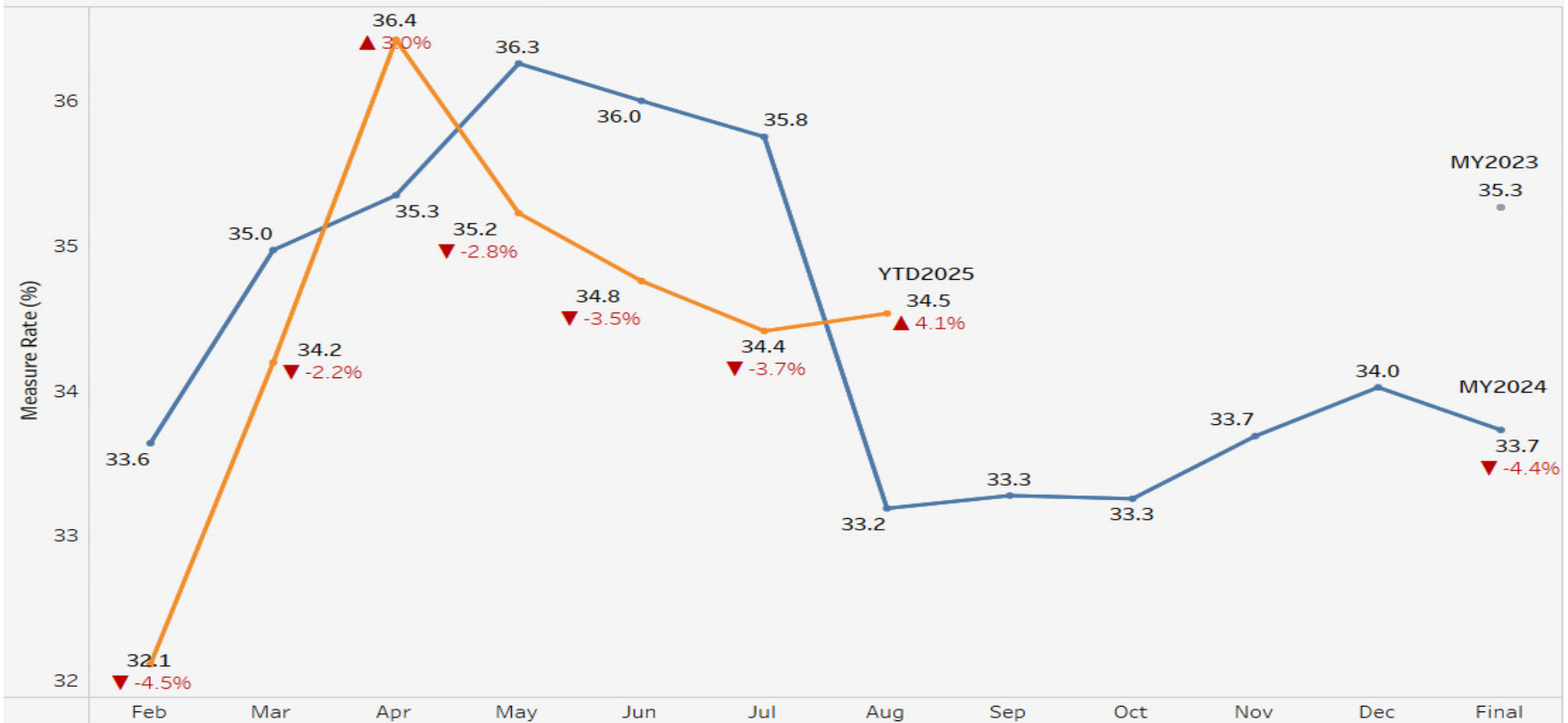


* The red number accompanied by an up/down indicator shows the percentage change compared to the same month in the previous year.

NOTE: Only Admin rates are presented in this dashboard. The 2025 measure rates presented are considered preliminary and are non-reportable. The HEDIS™ 2025 measures will be finalized once audited and designated reportable by an NCQA certified auditor in 2026. The Healthcare Effectiveness Data and Information Set (HEDIS™) is a registered trademark of NCQA.

Post-Admission Follow-Up within Seven Days of Discharge

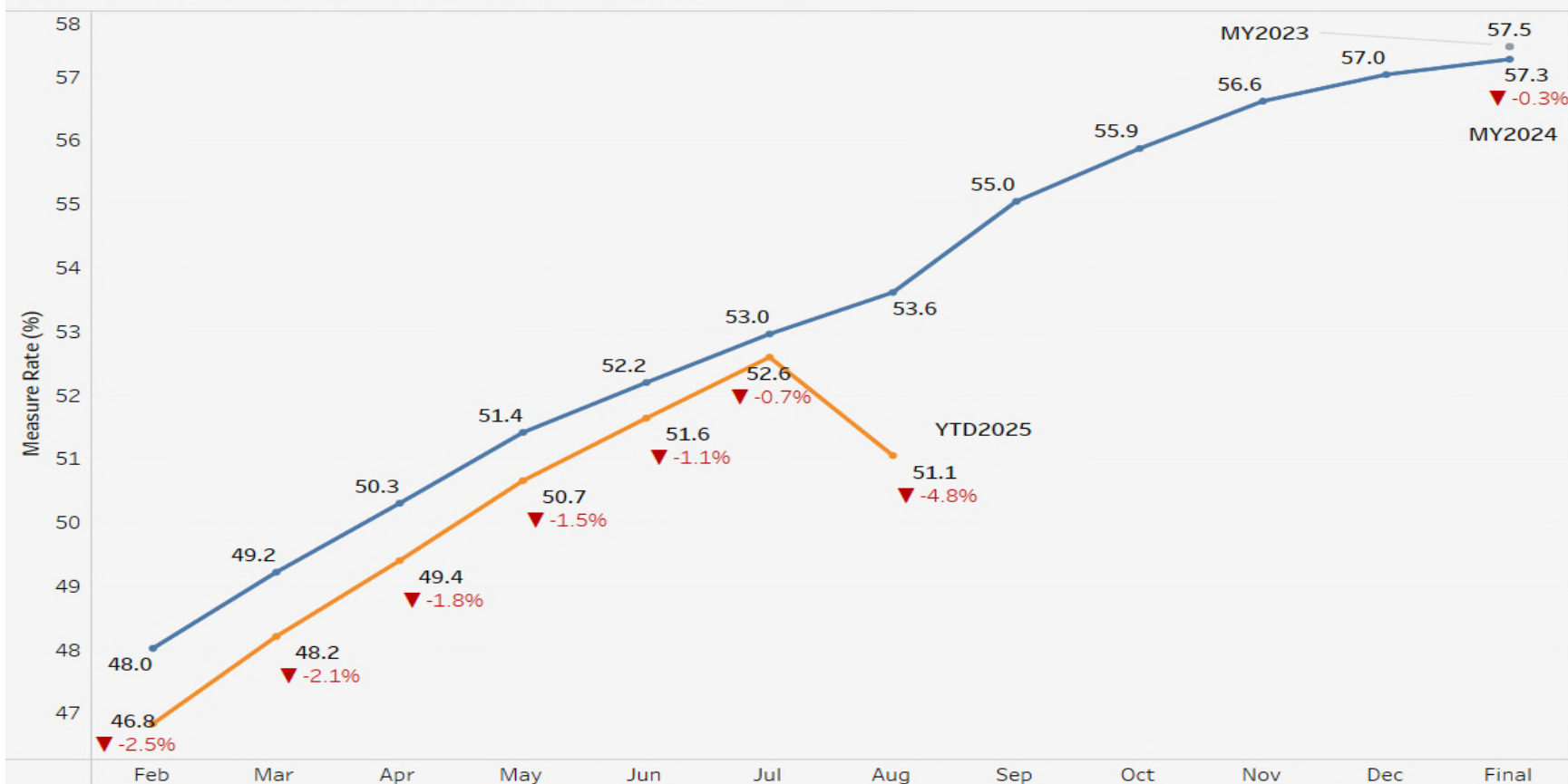
Post-Admission Follow-up Within Seven Days of an Inpatient Discharge - Physical Health and Behavioral Health Monthly Rate Trend



* The red number accompanied by an up/down indicator shows the percentage change compared to the same month in the previous year.

Breast Cancer Screening

Breast Cancer Screening (HEDIS® MY2024) Monthly Rate Trend

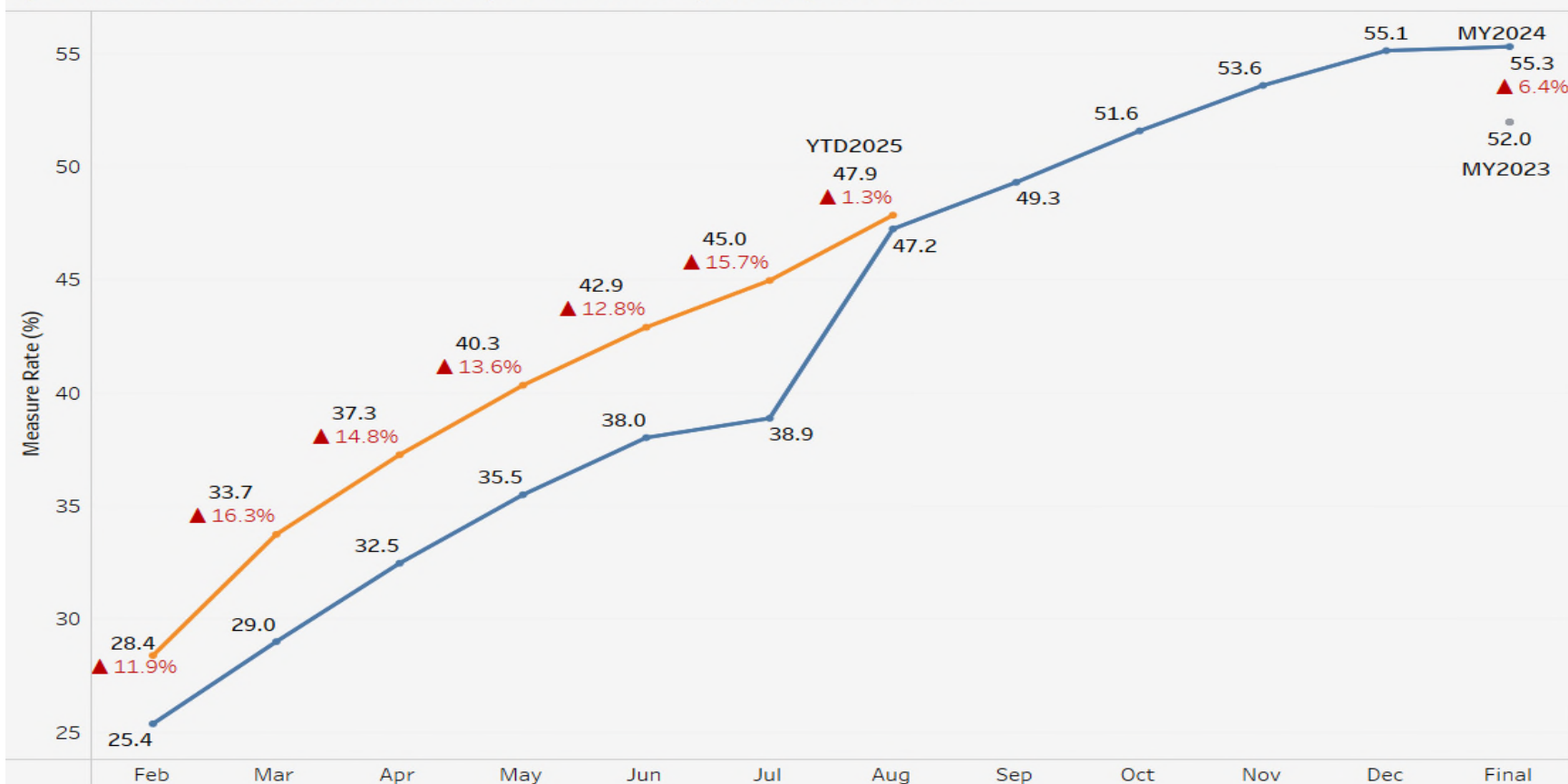


* The red number accompanied by an up/down indicator shows the percentage change compared to the same month in the previous year.

NOTE: Only Admin rates are presented in this dashboard. The 2025 measure rates presented are considered preliminary and are non-reportable. The HEDIS™ 2025 measures will be finalized once audited and designated reportable by an NCQA certified auditor in 2026. The Healthcare Effectiveness Data and Information Set (HEDIS™) is a registered trademark of NCQA.

Eye Exam for Patients with Diabetes

Eye Exam for Patients With Diabetes (HEDIS® MY2024) Monthly Rate Trend

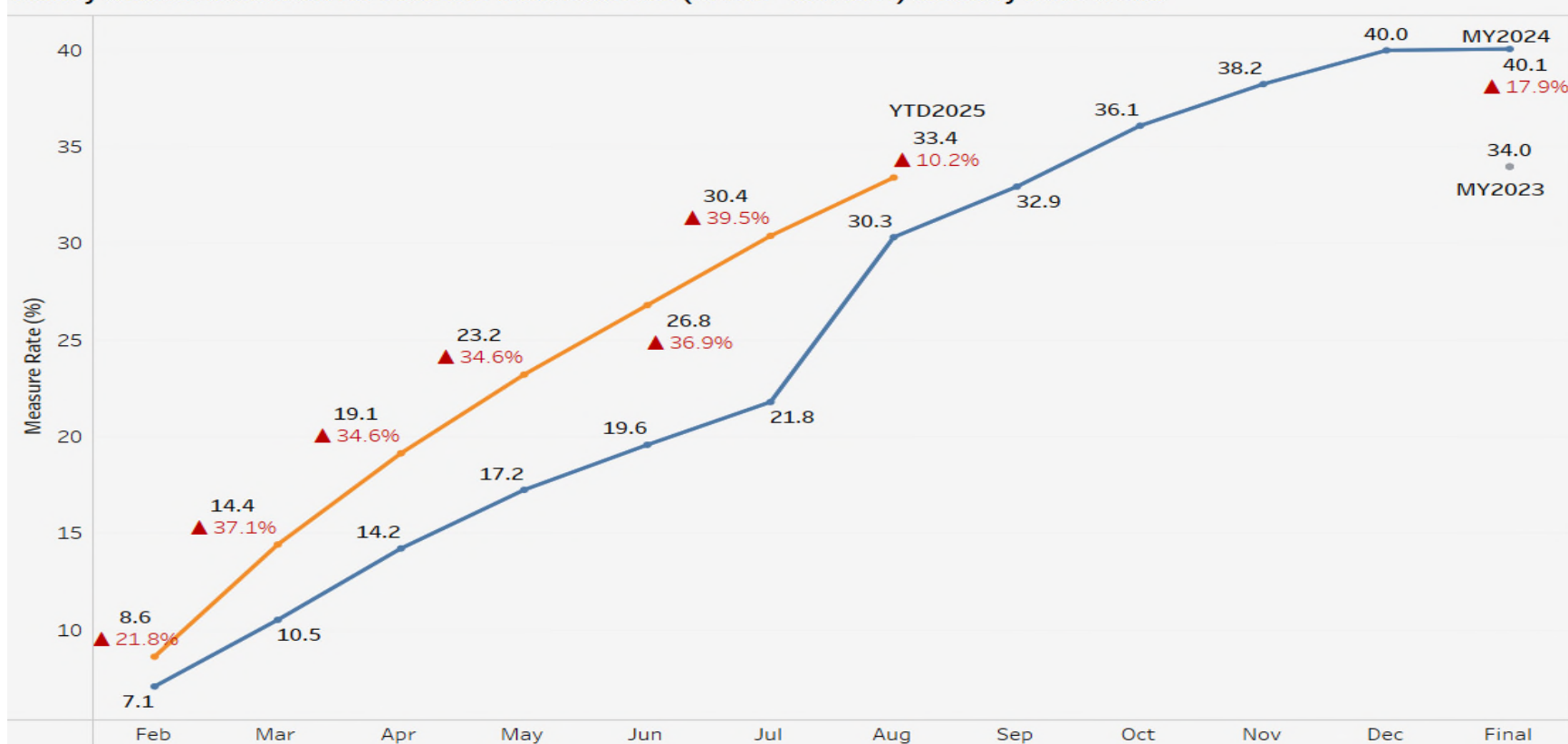


* The red number accompanied by an up/down indicator shows the percentage change compared to the same month in the previous year.

NOTE: Only Admin rates are presented in this dashboard. The 2025 measure rates presented are considered preliminary and are non-reportable. The HEDIS™ 2025 measures will be finalized once audited and designated reportable by an NCQA certified auditor in 2026. The Healthcare Effectiveness Data and Information Set (HEDIS™) is a registered trademark of NCQA.

Kidney Health Evaluation for Patients with Diabetes

Kidney Health Evaluation for Patients With Diabetes (HEDIS® MY2024) Monthly Rate Trend

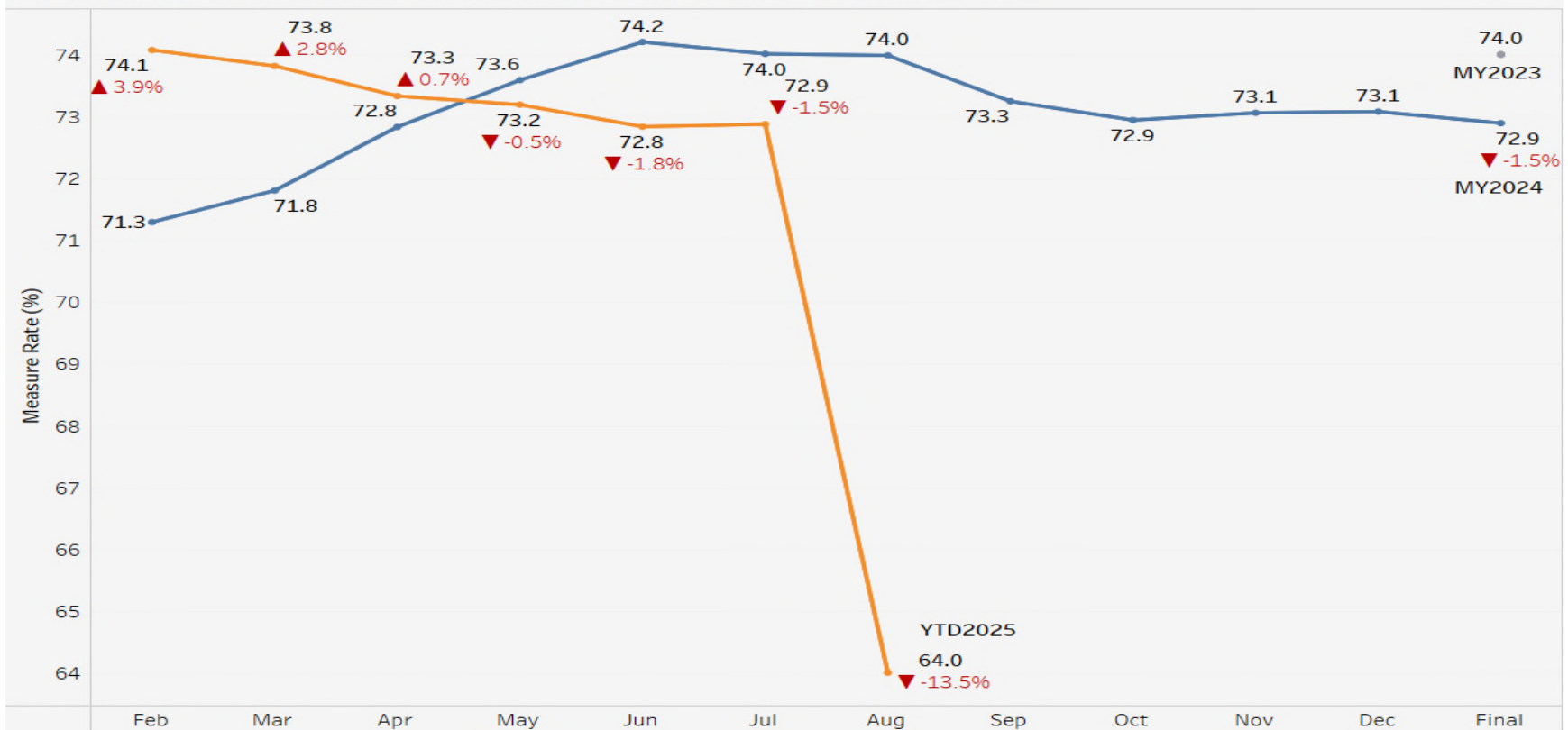


* The red number accompanied by an up/down indicator shows the percentage change compared to the same month in the previous year.

NOTE: Only Admin rates are presented in this dashboard. The 2025 measure rates presented are considered preliminary and are non-reportable. The HEDIS™ 2025 measures will be finalized once audited and designated reportable by an NCQA certified auditor in 2026. The Healthcare Effectiveness Data and Information Set (HEDIS™) is a registered trademark of NCQA.


Use of Imaging Studies for Low Back Pain

Use of Imaging Studies for Low Back Pain (HEDIS® MY2024) Monthly Rate Trend



* The red number accompanied by an up/down indicator shows the percentage change compared to the same month in the previous year.

NOTE: Only Admin rates are presented in this dashboard. The 2025 measure rates presented are considered preliminary and are non-reportable. The HEDIS™ 2025 measures will be finalized once audited and designated reportable by an NCQA certified auditor in 2026. The Healthcare Effectiveness Data and Information Set (HEDIS™) is a registered trademark of NCQA.

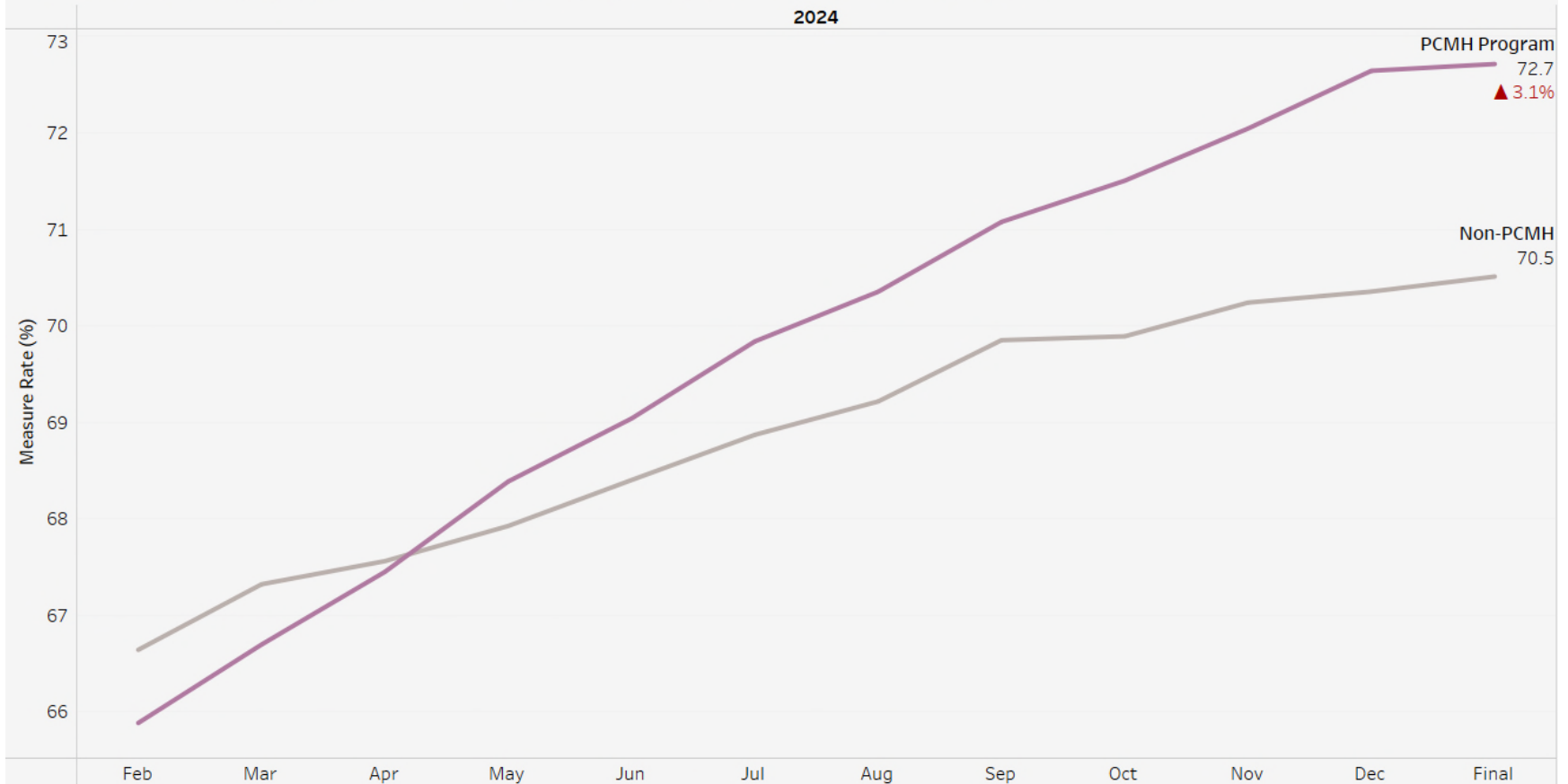


Comparisons of PCMH Program Practices to Non-PCMH Program Practices - MY 2024 and Preliminary, Non-reportable MY 2025 (as of 8/31/25)

DEVELOPMENTAL SCREENING MEASURE

Developmental Screening MY 2024

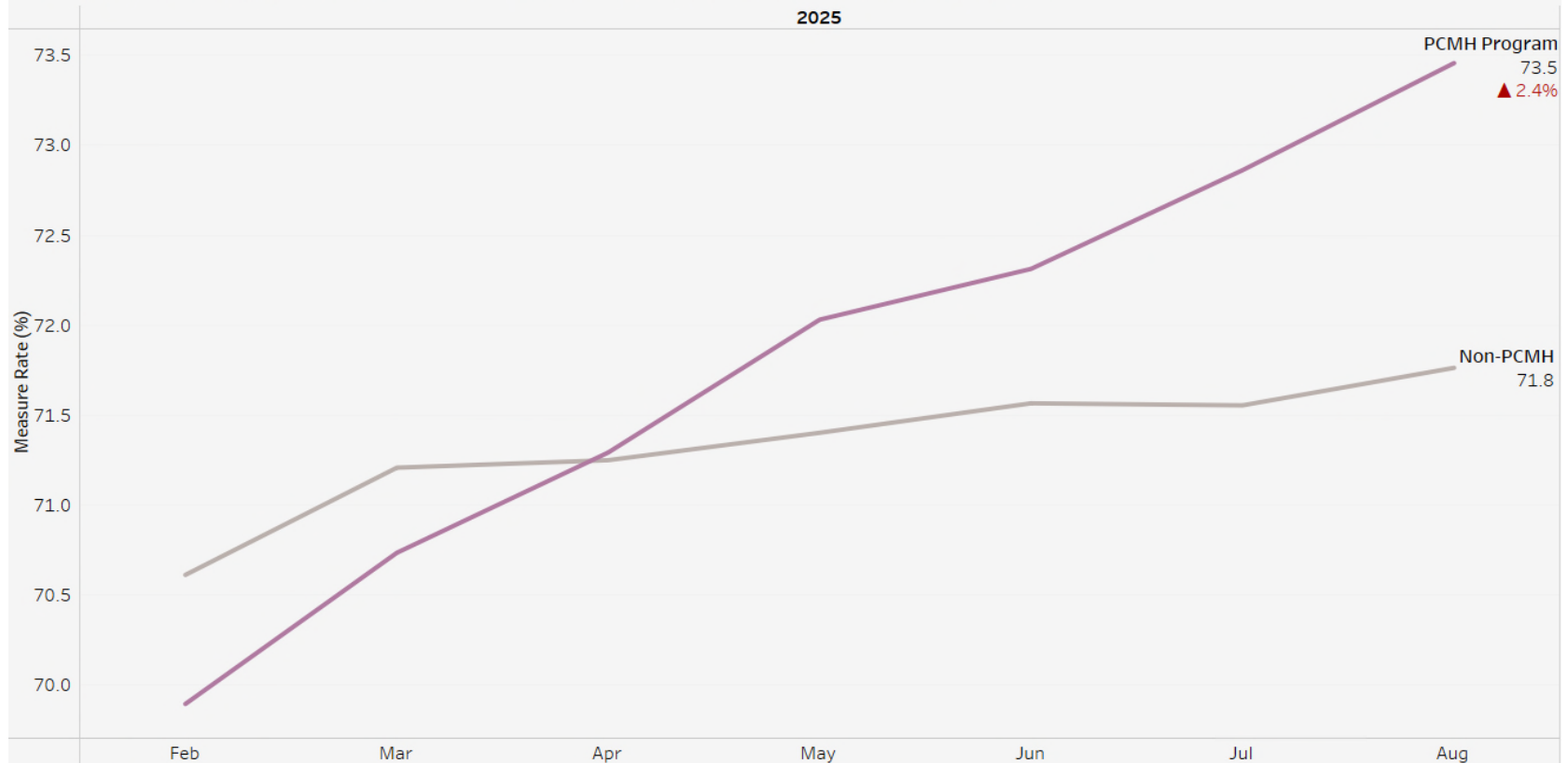
Developmental Screening in the First Three Years of Life Monthly Rate Trend by PCMH vs. Non-PCMH



* The red number, along with an up/down indicator, represents the percentage difference in relation to the Non-PCMH practice setting for the month.

Developmental Screening MY 2025 (as of 8/31/25)

Developmental Screening in the First Three Years of Life Monthly Rate Trend by PCMH vs. Non-PCMH



* The red number, along with an up/down indicator, represents the percentage difference in relation to the Non-PCMH practice setting for the month.



*HEDIS® COPYRIGHT NOTICE AND DISCLAIMER

The HEDIS® measures and specifications were developed by and are owned by NCQA. The HEDIS® measures and specifications are not clinical guidelines and do not establish a standard of medical care. NCQA makes no representations, warranties, or endorsement about the quality of any organization or physician that uses or reports performance measures and NCQA has no liability to anyone who relies on such measures and specifications. NCQA holds a copyright in these materials and can rescind or alter these materials at any time. These materials may not be modified by anyone other than NCQA. Use of the Rules for Allowable Adjustments of HEDIS® to make permitted adjustments of the materials does not constitute a modification. Any commercial use and/or internal or external reproduction, distribution and publication must be approved by NCQA and are subject to a license at the discretion of NCQA. Any use of the materials to identify records or calculate measure results, for example, requires a custom license and may necessitate certification pursuant to NCQA's Measure Certification Program. Reprinted with permission by NCQA. © 2025 NCQA, all rights reserved. Limited proprietary coding is contained in the measure specifications for convenience. NCQA disclaims all liability for use or accuracy of any third-party code values contained in the specifications.

The American Medical Association holds a copyright to the CPT® codes contained in the measure specifications. The American Hospital Association holds a copyright to the Uniform Billing (UB) Codes contained in the measure specifications. The UB Codes in the HEDIS® specifications are included with the permission of the AHA. The UB Codes contained in the HEDIS® specifications may be used by health plans and other health care delivery organizations for the purpose of calculating and reporting HEDIS® measure results or using HEDIS® measure results for their internal quality improvement purposes. All other uses of the UB Codes require a license from the AHA. Anyone desiring to use the UB Codes in a commercial product to generate HEDIS® results, or for any other commercial use, must obtain a commercial use license directly from the AHA. To inquire about licensing, contact ub04@aha.org.